



Persian J. Acarol., 2022, Vol. 11, No. 2, pp. 377–385.
<https://doi.org/10.22073/pja.v11i2.74950>
Journal homepage: <http://www.biotaxa.org/pja>



Review

The first 10 years of the Persian Journal of Acarology

Masoud Hakimitabar¹, Alireza Saboori² and Elnaz Fadaei²

1. Department of Plant Protection, College of Agriculture, Shahrood University of Technology, Shahrood, Iran; E-mails: hakimitabar@yahoo.com, hakimitabar@shahroout.ac.ir
2. Jalal Afshar Zoological Museum, Department of Plant Protection, Faculty of Agriculture, University of Tehran, Karaj, Iran; E-mails: saboori@ut.ac.ir, e.fadaei71@yahoo.com

ABSTRACT

Nearly 60,000 species of Acari have been described in the world, many more await discovery and description. *Persian Journal of Acarology* has been one of the important journals for publishing articles on all aspects of acarology during the last 10 years (2012–2021). It published 315 papers including 248 articles, 63 correspondence articles, one monograph, and three book reviews by 188 authors during this decade, with descriptions of 66 new species. Four new genera were described in PJA in 2015 and 2016.

KEY WORDS: Trends; acarology; diversity; taxonomy; systematics; nomenclature; new species; new genera.

PAPER INFO.: Received: 8 April 2022, Accepted: 10 April 2022, Published: 15 April 2022

INTRODUCTION

Mites and ticks (Acari) are the most diverse group of Arachnida (Zhang 2013). Nearly 60,000 species have been described in the world (Zhang *et al.* 2019), and scientists suggest half to one million or even 10 million species may exist (Walter and Proctor 1999; Halliday *et al.* 2000; Larsen *et al.* 2017). An overview of the arachnology of Iran including acarology was published by Cokendolpher *et al.* (2019). About 2700 species have been reported from Iran hitherto including two new families (Achaemenothrombiidae and Dytiscacaridae).

Iranian acarologists are very active in publishing their papers on different aspects of acarology in international journals, so the Acarological Society of Iran (ASI) was established in 2008 to support their work. At the end of the first round of the Executive Committee of the ASI (2011), it was decided to publish an international journal. After recruiting some outstanding acarologists of the world as members of the Editorial Board, the first announcement for paper submission was released in 2011. *Persian Journal of Acarology* (PJA) is the first journal completely in English among the journals that are published by the Plant Protection Societies in Iran. The first issue was published on 15 January 2012.

Since the start of PJA in 2012, it has gradually become a well-known journal for acarologists. The first paper in PJA was on a new species of trombiculid mite from Iran (Wen *et al.* 2012). In the present paper, we present an overview of papers published in PJA in its first decade. We summarize a list of new species and other papers published in PJA and compare these with other acarological

How to cite: Hakimitabar, M., Saboori, A. & Fadaei, E. (2022) The first 10 years of the Persian Journal of Acarology. *Persian Journal of Acarology*, 11(2): 377–385.

journals indexed in Scopus. We recognize the important role of editors and review the historical progress of the Acari editorial team for PJA.

Collection of data

We compiled data on papers, taxa, and authors from the archives of the *Persian Journal of Acarology* from 2012 to 2021. Data on the number of articles and the number of new species of Oribatida, Mesostigmata and Acariformes were obtained by manual search and counting. Other data such as the number of papers about ecology, physiology and toxicology were also obtained by manually searching and counting. The charts were drawn using Microsoft Excel.

Patterns and trends of published papers

PJA published 315 papers including 248 articles, 63 correspondence articles, one monograph, and three book reviews from 2012 to 2021. The number of papers per year increased rapidly during the first four years (averaging 28.5 papers per year), decreased in the next two years and then increased again during the next four years (Fig. 1). Among these papers, 224 were published on systematics (including 4 checklists), 76 on ecology and biological control, 14 on toxicology, and one on physiology. Figure 2 shows the number of papers based on these subjects per year. Although the PJA has only been published since 2012 – other journals are older than PJA – it is ranked sixth in the top 10 journals in mite systematics (Zhang *et al.* 2021).

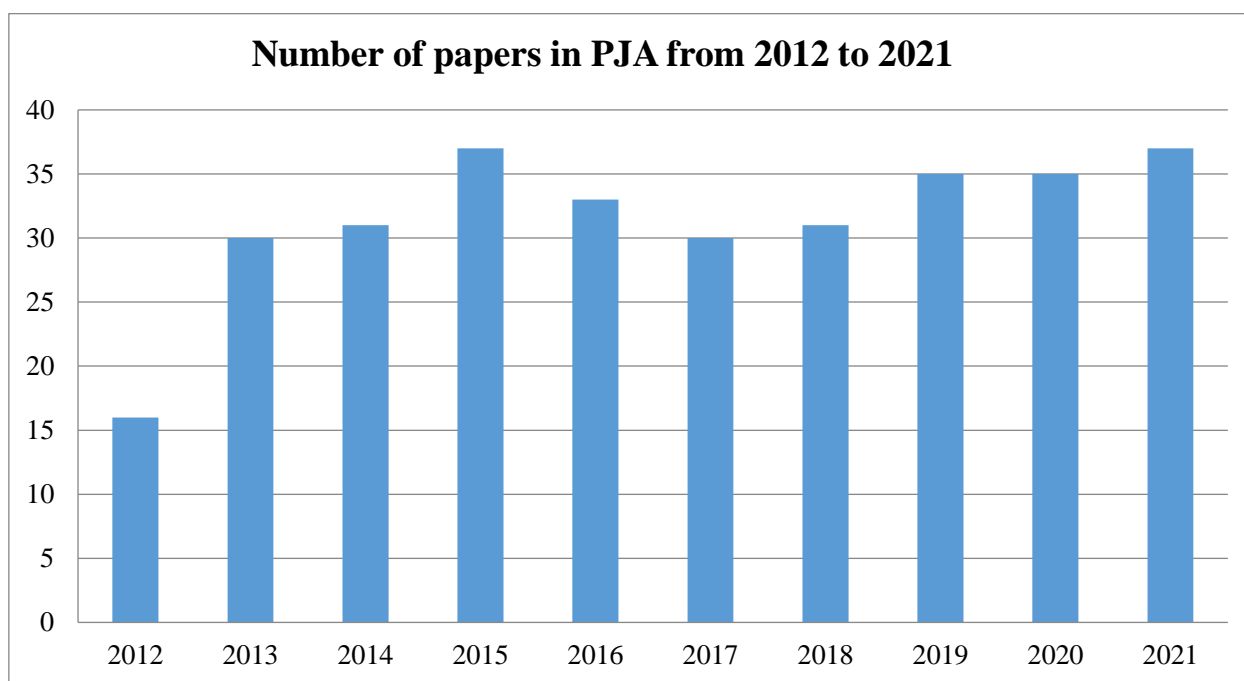


Figure 1. The numbers of papers published in PJA from 2012 to 2021.

Of all papers published in PJA, 58 (18.41%) describe new species. The number of new species described in PJA increased from 2012 to 2014, then decreased in 2015, peaked in 2016 at 13; then decreased rapidly (Fig. 3). Among papers with new species, each paper on average included 1.2 new species over the last 10 years. The average per year varied over the years: one per paper in most years, and in 2012, 2014 and 2016 the rate was 0.77, 0.9 and 0.61 per paper. Four new genera were described in PJA in 2015 and 2016, and eight new combinations were published. All new species are summarised in Table 1. Papers published on other subjects have fluctuated from 2012 to 2021 (Fig. 2).

Table 1. New species published in PJA in 2012–2021.

New species	Order	Family	Country of origin
<i>Ramusella (Ramusella) iranica</i> Behmanesh, Akrami & Subias, 2012	Sarcoptiformes	Oppiidae	Iran
<i>Allothrombium sicilianum</i> Haitlinger, 2012	Trombidiformes	Thrombidiidae	Italy
<i>Hauptmannia dagmare</i> Haitlinger, 2012	Trombidiformes	Erythraeidae	Italy
<i>Lassenia castronuoviensis</i> Haitlinger, 2012	Trombidiformes	Tanaupodidae	Italy
<i>Hydrodroma persica</i> Pešić & Saboori, 2012	Trombidiformes	Hydrodromidae	Iran
<i>Charletonia shahriari</i> Saboori, Azimi & Shirdel, 2012	Trombidiformes	Erythraeidae	Iran
<i>Schoengastia (Priomesochela) persica</i> Wen, Saboori & Akrami, 2012	Trombidiformes	Trombiculidae	Iran
<i>Stigmaeus kermaniensis</i> Changizi & Bagheri, 2012	Trombidiformes	Stigmaeidae	Iran
<i>Erythraeus (Zaracarus) coleopterus</i> Mortazavi, Hajiqaanbar & Saboori, 2012	Trombidiformes	Erythraeidae	Iran
<i>Zetomotrichus persicus</i> Akrami & Behmanesh, 2013	Sarcoptiformes	Zetomotrichidae	Iran
<i>Ramuselloppia vietnamica</i> Ermilov & Anichkin, 2013	Sarcoptiformes	Oppiidae	Vietnam
<i>Neotetranychus lek</i> Flechtmann, 2013	Trombidiformes	Tetranychidae	Thailand
<i>Aegyptobia pirii</i> Khanjani, Zahiri & Khanjani, 2013	Trombidiformes	Tenuipalpidae	Iran
<i>Carabodes (Klapperiches) mikhaetandreorum</i> Ermilov & Anichkin, 2013	Sarcoptiformes	Carabodidae	Vietnam
<i>Laelaspis mossadeghi</i> Babaeian & Joharchi, 2013	Mesostigmata	Laelapidae	Iran
<i>Neognathus rijabicus</i> Nazari, Khanjani & Kamali, 2013	Trombidiformes	Caligonellidae	Iran
<i>Raphignathus khorramabadensis</i> Bagheri, 2013	Trombidiformes	Raphignathidae	Iran
<i>Cryptoganathus kutahyaensis</i> Uluçay & Koç, 2013	Trombidiformes	Cryptognathidae	Turkey
<i>Archidispus esfarayenicus</i> Hajiqaanbar & Khaustov, 2013	Trombidiformes	Scutacaridae	Iran
<i>Eustigmaeus isfahaniensis</i> Khanjani, Rafeian Najaf-Abadi & Khanjani, 2014	Trombidiformes	Stigmaeidae	Iran
<i>Pseudoparasitus hajiqaanbari</i> Kazemi, 2014	Mesostigmata	Laelapidae	Iran
<i>Rhombognathus iranius</i> Abe & Etemadi, 2014	Trombidiformes	Halacaridae	Iran
<i>Stigmaeus hashtrudiensis</i> Bagheri & Maleki, 2014	Trombidiformes	Stigmaeidae	Iran
<i>Eryngiopus hamedanicus</i> Khanjani, Mohammadi & Nazari, 2014	Trombidiformes	Stigmaeidae	Iran
<i>Eustigmaeus caspianensis</i> Bagheri & Paktinat Saeij, 2014	Trombidiformes	Stigmaeidae	Iran
<i>Stigmaeus sariensis</i> Bagheri, 2014	Trombidiformes	Stigmaeidae	Iran
<i>Favognathus naghii</i> Hassanzadeh, Khanjani & Safaralizadeh, 2014	Trombidiformes	Cryptognathidae	Iran
<i>Tetra iranica</i> Kamali, Majidi & Akrami, 2014	Trombidiformes	Eriophyidae	Iran
<i>Tegonotus larii</i> Kamali, Majidi & Akrami, 2014	Trombidiformes	Eriophyidae	Iran
<i>Agistemus manjilicus</i> Khanjani, Hajizadeh & Zarei, 2015	Trombidiformes	Stigmaeidae	Iran
<i>Vittacus veronicae</i> Guo, Sadeghi & Xue, 2015	Trombidiformes	Eriophyidae	Iran
<i>Acerimina bajgahi</i> Kamali, Doryanzadeh & Akrami, 2015	Trombidiformes	Eriophyidae	Iran
<i>Acarophenax sphindi</i> Rahiminejad & Hajiqaanbar, 2015	Trombidiformes	Acarophenacidae	Iran
<i>Phyllocoptruta neemae</i> Debnath & Karmakar, 2015	Trombidiformes	Eriophyidae	India
<i>Laelaspis natanziensis</i> Masoomi, Joharchi & Jalalizand, 2016	Mesostigmata	Laelapidae	Iran
<i>Cunaxoides shahriari</i> Bagheri, Paktinat-Saeij and Castro, 2016	Trombidiformes	Cunaxidae	Iran
<i>Pachyseius masanisimilis</i> Ahadiyat & Ghasemi Moghadam, 2016	Mesostigmata	Pachylaelapidae	Iran
<i>Euseius arunachalensis</i> Pramanik & Karmakar, 2016	Mesostigmata	Phytoseiidae	India
<i>Euseius bandispermataecae</i> Pramanik & Karmakar, 2016	Mesostigmata	Phytoseiidae	India

Table 1. Continued.

New species	Order	Family	Country of origin
<i>Euseius bomdila</i> Pramanik & Karmakar, 2016	Mesostigmata	Phytoseiidae	India
<i>Typhlodromus (Anthoseius) dahungensis</i> Pramanik & Karmakar, 2016	Mesostigmata	Phytoseiidae	India
<i>Phytoseius dorsospinosus</i> Pramanik & Karmakar, 2016	Mesostigmata	Phytoseiidae	India
<i>Phytoseius leopardisimilis</i> Pramanik & Karmakar, 2016	Mesostigmata	Phytoseiidae	India
<i>Stigmaeus brasiliensis</i> Paktinat-Saeij, Bagheri, Marticorena & Moraes 2016	Trombidiformes	Stigmaeidae	Brazil
<i>Pachyseius angustoides</i> Babaeian & Mašan, 2016	Mesostigmata	Pachylaelapidae	Iran
<i>Molothrognathus shirazicus</i> Khanjani, Bakhshi & Khanjani, 2016	Trombidiformes	Caligonellidae	Iran
<i>Mixonychus (Bakerina) citraeus</i> Flechtmann & Mesa, 2016	Trombidiformes	Tetranychidae	Colombia
<i>Aculus lorestaniensis</i> Lotfollahi, Hayatolghayb, Jafari & Shakarami, 2017	Trombidiformes	Eriophyidae	Iran
<i>Nothrotrombidium birjandensis</i> Noei, 2017	Trombidiformes	Trombellidae	Iran
<i>Cicaditrombium lorestanensis</i> Noei, 2017	Trombidiformes	Trombidiidae	Iran
<i>Ledermuelleriopsis aminiae</i> Nazari & Khanjani, 2017	Trombidiformes	Stigmaeidae	Iran
<i>Antennoseius (Antennoseius) gwiazdowiczi</i> Kavianpour & Nemati, 2018	Mesostigmata	Ascidae	Iran
<i>Laelaspis angustisea</i> Khalili-Moghadam, Saboori, Nemati & Zahedi Golpayegani, 2018	Mesostigmata	Laelapidae	Iran
<i>Eustigmaeus vietnamiensis</i> Khaustov & Tsurikov, 2018	Trombidiformes	Stigmaeidae	Vietnam
<i>Lassenia hemsinensis</i> Noei, Saboori & Çobanoğlu, 2018	Trombidiformes	Tanaupodidae	Turkey
<i>Tyrophagus hamedaniensis</i> Masoudian, Khanjani & Saboori, 2019	Sarcoptiformes	Acaridae	Iran
<i>Aegyptobia gotohi</i> Hasanvand, Jafari, Khanjani & Khanjani, 2019	Trombidiformes	Tenuipalpidae	Iran
<i>Bursaustium zabolensis</i> Noei, 2019	Trombidiformes	Erythraeidae	Iran
<i>Notallus phlomicosae</i> Lotfollahi & Bahirai, 2019	Trombidiformes	Eriophyidae	Iran
<i>Africasia iranica</i> Etemadi & Asadi, 2019	Trombidiformes	Athienemanniidae	Iran
<i>Aceria noxia</i> Flechtmann & Tassi, 2020	Trombidiformes	Eriophyidae	Brazil
<i>Aceria salicariae</i> Lotfollahi & Tajaddod, 2020	Trombidiformes	Eriophyidae	Iran
<i>Barbutia arasbaraniensis</i> Mohammad-Doustaresharaf & Bagheri, 2021	Trombidiformes	Barbutiidae	Iran
<i>Stigmaeus exilis</i> Doğan & Doğan, 2021	Trombidiformes	Stigmaeidae	Turkey
<i>Leptus (Leptus) pouryayevalii</i> Hakimitabar, Saboori & Fadaei, 2021	Trombidiformes	Erythraeidae	Iran
<i>Pergalumna (Pergalumna) granulistriata</i> Akrami, 2021	Sarcoptiformes	Galumnidae	Iran

PJA has been indexed in Scopus since 2017 and included in the Web of Science (Emerging Sources Citation Index) since 2019. The trend of PJA in Scopus (Scimago Journal & Country Rank) from 2017 to 2020 has been very positive. The Citation Score was 0.1 in 2017 (4 citations per 27 documents) and reached 1.6 in 2020 (149 citations per 96 documents). Also, SJR increased from 0.3 in 2018 to 0.5 in 2019 and 0.59 in 2020 and its quartile rose from Q3 in 2018 to Q2 in 2019 and 2020 (Fig. 4). The SJR for other acarological journals in 2020 was as follows: *Acarologia* 0.8 (Q1), *Systematic and Applied Acarology* 0.77 (Q1), *Experimental and Applied Acarology* 0.54 (Q2), *International Journal of Acarology* 0.45 (Q3) and *Acarina* 0.4 (Q3).

Authors and statistics

A total of 188 authors published papers in PJA from 2012 to 2021, and 13 of these have authored or co-authored 10 or more papers (Table 2). The most productive author is Alireza Saboori (Iran, 32 papers) who has published on the taxonomy of Parasitengona (Trombidiformes) and other plant-

inhabiting mites as well as on ecology and biological control subjects in PJA since its inception. Twelve authors who published 10 or more papers are from Iran, and just Vikram Prasad from the USA published 11 papers in PJA. The majority of authors (88.29%) published five or fewer papers in PJA during the last 10 years and most of these authors (42.16%) published two papers (Table 2).

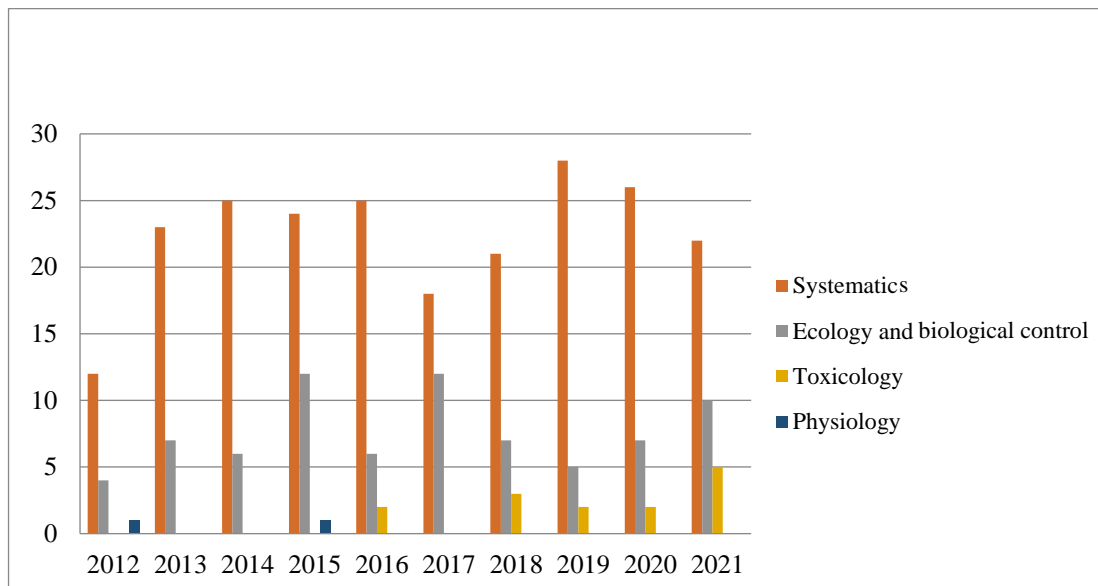


Figure 2. The number of papers published in PJA from 2012 to 2021 based on different subjects.

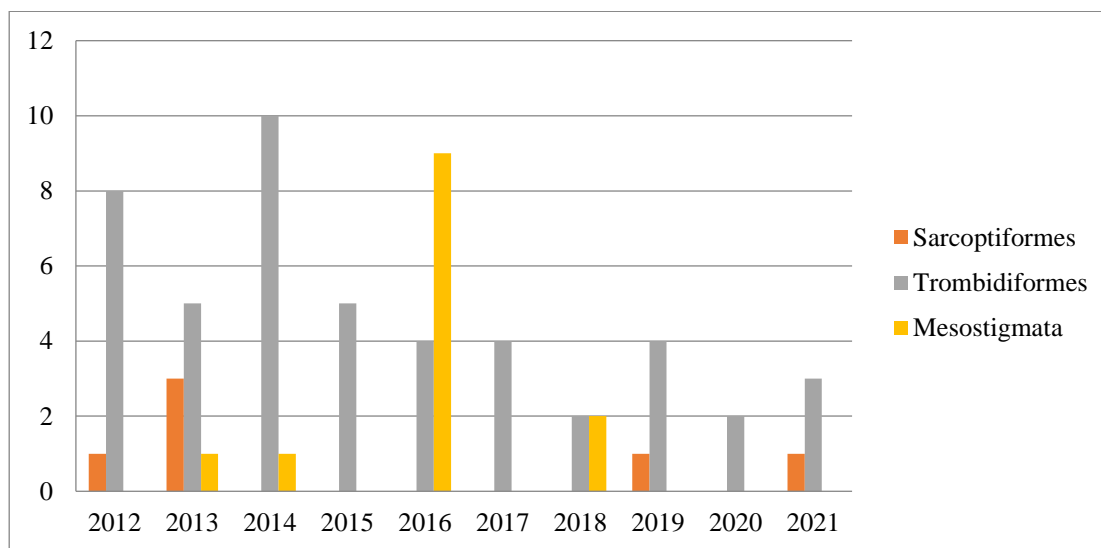


Figure 3. The number of new species described in PJA from 2012 to 2021.



Figure 4. Quartile and SJR of PJA from 2018–2020.

Table 2. Authors of PJA with 10 or more papers during 2012 to 2021. Authors with fewer than 10 papers are not listed individually here. Total authors: 188

Names	Number of papers	Country
Alireza Saboori	32	Iran
Mohammad Khanjani	25	Iran
Mohammad Ali Akrami	19	Iran
Mohammad Bagheri	19	Iran
Shahrooz Kazemi	14	Iran
Parisa Lotfollahi	12	Iran
Azadeh Zahedi	11	Iran
Mahdieh Asadi	11	Iran
Hamidreza Hajiqaanbar	11	Iran
Javad Noei	11	Iran
Vikram Prasad	11	USA
Shahriar Jafari	10	Iran
Asadollah Hosseini-	10	Iran
1 author	9	Russia
2 authors	8	Iran
3 authors	7	Iran
3 authors	6	India; Turkey; Iran
8 authors	5	Poland; Iran
21 authors	4	Georgia; India; Turkey; Iran
39 authors	3	Australia; The Netherlands; Russia; Italy; South Africa; Turkey; Ukraine; Egypt; Georgia; India; Iran
70 authors	2	USA; Brazil; Italy; China; Russia; Turkey; Georgia; Egypt; Ukraine; Iran
28 authors	1	France; Montenegro; Japan; Iran

Editors – timeline and subject areas

Editors provide an important role in the facilitation of the peer review process and also the leadership of the journal (Zhang 2014). During the first five years, Alireza Saboori edited all the mite papers, but the number of papers about systematics and other subjects increased so he invited three subject editors to join the editing team: Late Dr. Hamidreza Hajiqaanbar (Iran) agreed to take responsibility for mites (systematic and taxonomy), Prof. Dr. Maria Kazimirova (Slovakia) for ticks (Ixodida) and Dr. Azadeh Farazmand for ecology and biological control. After the journal received some papers about molecular taxonomy and toxicology, Dr. Asadollah Hosseini-Chegeni (Iran) and Dr. Ehssan Torabi, (Iran) joined the team. Unfortunately in 2021, Dr. Hajiqaanbar passed away and the chief editor decided to invite Dr. Omid Joharchi (Russia) for systematics and taxonomy of Mesostigmata, Dr. Parisa Lotfollahi (Iran) for systematic and taxonomy of Trombidiformes and Dr. Marjan Seiedy (Iran) for Ecology and biological control (Table 3).

Table 3. Subject Editors in PJA.

Editors	Year(s) in service	Subject areas
Alireza Saboori	2012–	Chief Editor (General)
Hamidreza Hajiqaanbar	2017–2021	Trombidiformes (Systematics and Taxonomy)
Asadollah Hosseini-Chegeni	2020–	Ixodida and Molecular Taxonomy
Azadeh Farazmand	2017–	Ecology and Biological Control
Omid Joharchi	2021–	Mesostigmata (Systematics and Taxonomy)
Maria Kazimirova	2017–	Ixodida (Systematics and Taxonomy)
Parisa Lotfollahi	2021–	Trombidiformes (Systematics and Taxonomy)
Marjan Seiedy	2021–	Ecology and Biological Control
Ehssan Torabi	2018–	Toxicology and Physiology

PJA started in 2012 with the following Editorial Board members: Gerd Alberti (Germany), Enrico de Lillo (Italy), Norman Fashing (USA), Tetsuo Gotoh (Japan), Karim Haddad Irani-nejad (Iran), Jalil Hajizadeh (Iran), Karim Kamali (Iran), Mohammad Khanjani (Iran), Alexandr A. Khaustov (Russia), Serge Kreiter (France), Hans Klompen (USA), Lars Lundqvist (Sweden), Joanna Małkol (Poland), Alain Migeon (France), María L. Moraza (Spain), Maria Navajas (France), Vladimir Pešić (Montenegro), Owen Seeman (Australia), Alexandr A. Stekolnikov (Russia), Marie-Stéphane Tixier (France), Edward A. Ueckermann (South Africa), Cal Welbourn (USA), Tinghuan Wen (China), and Andreas Wohltmann (Germany). Two members of the Editorial Board were lost Gerd Alberti (1943–2016) and Hamidreza Hajiqanbar (1973–2021), but four new members joined Andrzej Zawal (Poland), Andrei Mihalca (Romania), Yaghoub Fathipour (Iran) and Mohammad Ali Akrami (Iran).

Most cited papers and highlights

According to Scopus (2018–2021), two papers published in PJA are cited more than any others. The most cited paper is entitled “A catalogue of the Iranian Mesostigmata (Acari): additions and updates of the previous catalogue” written by Nemati *et al.* (2018) with 24 citations in all aspects of acarology. In Ecology and biological control the paper as “Life table parameters of *Tetranychus urticae* (Trombidiformes: Tetranychidae) on four strawberry cultivars” written by Fahim *et al.* (2020) has been cited six times and ranks second of all papers based on citations. There is no citation information from 2012 to 2017 but the paper entitled “An annotated checklist of Iranian Mesostigmata (Acari), excluding the family Phytoseiidae” appears to have the most citations.

Order statistics

From 2012 to the end of 2021, 457 papers were submitted for publication in PJA (46 per year). Of these, 265 were accepted (71%; 27 per year), 242 were published (2 per year), 105 were rejected (29%; 11 per year), and the remainder withdrawn or lapsed. Among the declined submissions, 5% were “Desk Reject Rate” and 24% were “After Review Reject Rate”. The mean number of days to acceptance was 95 and the mean number of days to the first editorial decision was 41.

Sarcoptiformes – This order includes to two suborders Oribatida (including Astigmata) and Endeostigmata. The oribatid mites (excluding Astigmata) are the most diverse group in the soil and litter, and the Astigmata can be found in stored products as well as soil (Norton and Behan-Pelletier 2009). Till 2021, PJA published five papers on oribatids and one paper on astigmatids. Three papers were published in 2013 and in each year 2012 and 2021, one paper published (Fig. 3).

Trombidiformes – Within the last 10 years, 46 taxonomic papers on Trombidiformes were published in PJA (Fig. 3, Table 1). The new species described in these papers during the last 10 years came from eight different countries all over the world (Table 1), but most papers dealt with new species from Iran (36).

Mesostigmata – The most-studied families were Phytoseiidae (six new species) from India, and the other families studied were Laelapidae (four new species), Pachylaelapidae (two new species), and Ascidae (one species) from Iran. These new species were published in eight papers. Most papers included the description of a single new species. Those descriptions were supported by a revised concept of the genus, analysis of new character states, a key to the genus, or additional information about the scientific importance of the species.

REFERENCES

- Cokendolpher, J.C., Zamani, A. & Snegovaya, N.Yu. (2019) Overview of Arachnids and Arachnology in Iran. *Journal of Insect Biodiversity and Systematics*, 5(4): 301–367.
- Fahim, S.F., Momen, F.M. & El-Saiedy, E.-S.M. (2020) Life table parameters of *Tetranychus*

- urticae* (Trombidiformes: Tetranychidae) on four strawberry cultivars. *Persian Journal of Acarology*, 9(1): 43–56. DOI: [10.22073/pja.v9i1.54771](https://doi.org/10.22073/pja.v9i1.54771)
- Halliday, R.B., OConnor, B.M. & Baker, A.S. (2000) Global diversity of mites. In: Raven, P.H. & Williams, T. (Eds.), *Nature and Human Society*. National Academy Press, Washington D.C., pp. 192–203.
- Kazemi, S. & Rajaei, A. (2013) An annotated checklist of Iranian Mesostigmata (Acari), excluding the family Phytoseiidae. *Persian Journal of Acarology*, 2(1): 63–158. DOI: [10.22073/pja.v2i1.9950](https://doi.org/10.22073/pja.v2i1.9950)
- Larsen, B.B., Miller, E.C., Rhodes, M.K. & Wiens, J.J. (2017) Inordinate fondness multiplied and redistributed: the number of species on Earth and the new pie of life. *Quarterly Review of Biology*, 92: 229–265. DOI: [10.1086/693564](https://doi.org/10.1086/693564)
- Nemati, A., Riahi, E., Khalili-Moghadam, A. & Gwiazdowicz, D.J. (2018) A catalogue of the Iranian Mesostigmata (Acari): additions and updates of the previous catalogue. *Persian Journal of Acarology*, 7(2): 115–191. DOI: [10.22073/pja.v7i2.36985](https://doi.org/10.22073/pja.v7i2.36985)
- Norton, R.A. & Behan-Pelletier, V.M. (2009) Suborder Oribatida. In: Krantz, G.W. & Walter, D.E. (Eds.), *A manual of acarology*. 3rd ed., Texas Tech University Press, Texas, pp. 430–565.
- Walter, D.E. & Proctor, H.C. (1999) *Mites: Ecology, Evolution and Behaviour*. Wallingford, CABI Publishing, 352 pp.
- Wen, T.-H., Saboori, A. & Akrami, M. (2012) A new sand mite of *Schoengastia* (Acari: Trombiculidae) from the soil under camel's thorn in Iran. *Persian Journal of Acarology*, 1(1): 1–10. DOI: [10.22073/pja.v1i1.9930](https://doi.org/10.22073/pja.v1i1.9930)
- Zhang, Z.-Q. (2013) Phylum Arthropoda. In: Zhang, Z.Q. (Ed.), *Animal Biodiversity: An Outline of Higher-level Classification and Survey of Taxonomic Richness* (Addenda 2013). *Zootaxa*, 3703(1): 17–26. DOI: [10.11646/zootaxa.3703.1.6](https://doi.org/10.11646/zootaxa.3703.1.6)
- Zhang, Z.-Q. (2014) Sustaining the development of world's foremost journal in biodiversity discovery and inventory: *Zootaxa* editors and their contributions. *Zootaxa*, 3753(6): 597–600. DOI: [10.11646/zootaxa.3753.6.6](https://doi.org/10.11646/zootaxa.3753.6.6)
- Zhang, Z.-Q., Fuangarwom, M., Seeman, O. & Mironov, S. (Eds.) (2019) Ontogeny and morphological diversity in immature mites (Part II). *Zootaxa*, 4717: 1–230. DOI: [10.11646/zootaxa.4717.1](https://doi.org/10.11646/zootaxa.4717.1)
- Zhang, Z.-Q., Schatz, H., Pfingstl, T., Goldschmidt, T., Martin, P., Pešić, V., Ramírez, M., Schmidt, K.-H., Fan, Q.-H., Mironov, S., Seeman, O., & Halliday, B. (2021) Discovering and documenting Acari: the first twenty years in *Zootaxa*. *Zootaxa*, 4979(1): 115–130. DOI: [10.11646/zootaxa.4979.1.13](https://doi.org/10.11646/zootaxa.4979.1.13)

COPYRIGHT

Hakimitabar *et al.* *Persian Journal of Acarology* is under a free license. This open-access article is distributed under the terms of the Creative Commons-BY-NC-ND which permits unrestricted non-commercial use, distribution, and reproduction in any medium, provided the original author and source are credited.

تاریخچه ۱۰ ساله نخست مجله کنه‌شناسی ایران (Persian Journal of Acarology)

مسعود حکیمی تبار^۱، علیرضا صبوری^۲ و الناز فدایی^۲

۱. گروه گیاهپزشکی، دانشکده کشاورزی، دانشگاه صنعتی شاهرود، شاهرود، ایران؛ رایانامه‌ها: hakimitabar@shahroout.ac.ir / hakimitabar@yahoo.com
۲. موزه استاد جلال افشار، گروه گیاهپزشکی، دانشکده کشاورزی، دانشگاه تهران، کرج، ایران؛ رایانامه‌ها: e.fadaei71@yahoo.com / saboori@ut.ac.ir

چکیده

نزدیک به ۶۰۰۰۰ گونه از زیررده کنه‌ها (Acari) در جهان توصیف شده است و بسیار بیشتر از این تعداد در انتظار کشف و توصیف هستند. مجله کنه‌شناسی ایران یکی از مجلات مهم برای انتشار مقالات در تمام جنبه‌های کنه‌شناسی طی ۱۰ سال گذشته (۲۰۱۲ تا ۲۰۲۱) بوده است. ۳۱۵ مقاله شامل ۲۴۸ مقاله کامل، ۶۳ مقاله کوتاه، یک تک‌نگاشت، ۳ بررسی کتاب، به همراه توصیف ۶۶ گونه جدید توسط ۱۸۸ نویسنده در طول این دهه نوشته شده است. چهار جنس جدید در مجله کنه‌شناسی ایران در سال‌های ۲۰۱۵ و ۲۰۱۶ ایجاد شده است.

واژگان کلیدی: روند؛ کنه‌شناسی؛ تنوع؛ آرایه‌شناسی؛ رده‌بندی؛ نامگذاری؛ گونه‌های جدید؛ جنس‌های جدید.

اطلاعات مقاله: تاریخ دریافت: ۱۴۰۱/۱/۱۹، تاریخ پذیرش: ۱۴۰۱/۱/۲۱، تاریخ چاپ: ۱۴۰۱/۱/۲۶