



*Persian J. Acarol.*, 2019, Vol. 8, No. 3, pp. 211–224.  
<http://dx.doi.org/10.22073/pja.v8i3.46349>  
Journal homepage: <http://www.biotaxa.org/pja>



## Article

### Phytophagous mite (Acari) species on garlic (*Allium sativum* L.) cultivation areas and storages of Kastamonu, Turkey

Cihan Cilbircioğlu<sup>1\*</sup> and Sultan Çobanoğlu<sup>2</sup>

1. Kastamonu University, Taşköprü vocational School, Organic Agriculture Department, Kastamonu, Turkey; E-mail: [cihancilbirci@hotmail.com](mailto:cihancilbirci@hotmail.com)

2. Ankara University, Agriculture Faculty, Plant Protection Department, Ankara, Turkey; E-mail: [cobansultan@gmail.com](mailto:cobansultan@gmail.com)

\* Corresponding Author

#### ABSTRACT

Turkey has a certain special garlic variety called “Taşköprü garlic”, (*Allium sativum* L.), which is an important agricultural crop, besides being especially tolerant against extreme climatic conditions. This study was carried out to determine harmful mite species of garlic fields and storages during 2015–2016. The samples were collected from Kastamonu (Taşköprü, Hanönü and Centrum) with a weekly interval between April to August. Twelve mite species represented two orders (Prostigmata and Oribatida [Astigmatina]); the identified species belong into five families, including Acaridae (seven species), Glycyphagidae (two species), Tetranychidae (one species), Tarsonemidae (one species) and Eriophyidae (one species). These results showed that Kastamonu has rich biodiversity, especially concerning the garlic growing areas and storages. *Rhyoglyphus robini* Clarapède (Acaridae) was found as the most abundant and common species with a frequency of 71.35% in Hanönü, while *Tyrophagus putrescentia* (Schrank) (Acaridae) was identified as the most populated species.

**KEY WORDS:** Acari; Astigmatina; Kastamonu; Prostigmata; *Rhizoglyphus*; storage; garlic; Turkey.

**PAPER INFO.:** Received: 19 February 2019, Accepted: 20 May 2019, Published: 15 July 2019

#### INTRODUCTION

Garlic is one of the most important agriculture crops, because it is especially tolerant against extreme climate conditions. “Taşköprü garlic”, which is suitable for export because of its high quality, characterizes the area of Kastamonu. This variety includes high quantity of selenium element which is cancer inhibitor and risk deductive. Variety of Taşköprü garlic is the richest cultivar in terms of compound elements, minerals and vitamins. It can be maintained at normal storage condition for 10–11 months (Anonymous 2018).

Approximately 27.6 million metric tons of garlic are produced annually worldwide. Nearly 80% of this global production belongs to China, which alongside India, South Korea, Egypt, and Russia comprise the top five producing countries. Turkey produces over 87.000 tons of garlic annually, which is considered as 0.36% of the total world production. The greatest production area in Turkey is in Taşköprü Province, especially near the city of Kastamonu (25.2% of total production in Turkey) (Anonymous 2018).

Pests and diseases are playing an important role in the garlic production, depending on their effects on crop losses from 10–50%. This loss sometimes reaches 100% depending on the crop

**How to cite:** Cilbircioğlu, C. & Çobanoğlu, S. (2019) Determination of the phytophagous mite (Acari) species on garlic (*Allium sativum* L.) cultivation areas and storages of Kastamonu, Turkey. *Persian Journal of Acarology*, 8(3): 201–224.

species and density of the pest. There are very limited number of the studies related to the garlic plants. Most of them are related to the mite species belonging to onion and bulbous ornamental plants (Chen and Lo 1989; Madanlar and Önder 1996; Díaz *et al.* 2000; Straub 2004; Bayram and Çobanoğlu 2006; Kılıç 2010; Denizhan 2012; Kılıç *et al.* 2012).

Two most common mite species, *Rhizoglyphus echinopus* (Fumouze & Robin) (Acaridae) and *Rhizoglyphus robini* Claparède (Acaridae), are cosmopolitan and damage a variety of crops, including onion (*Allium cepa*), garlic (*A. sativum*), other *Allium* species, and ornamentals in storage (Zhang 2003).

*Aceria tulipae* (Keifer) (Eriophyidae) was determined in the fields of garlic cultivation in Taşköprü town of Kastamonu by Denizhan (2012). Therefore mites associated with garlic fields and storages must be further studied. Surveys of this research provide determination of plant parasitic mite species which may have the economic importance on both garlic fields and storages. Alternative control strategies, including cultural and biological control, have shown limited success, so it needs to be further developed and implemented (Díaz *et al.* 2000; Straub 2004).

The aim of this study was to determine harmful mite species of garlic plants and storages in Kastamonu (Taşköprü, Hanönü and Centrum) during 2015–2016 (Table 1).

**Table 1.** Localities and coordinates of sampling areas.

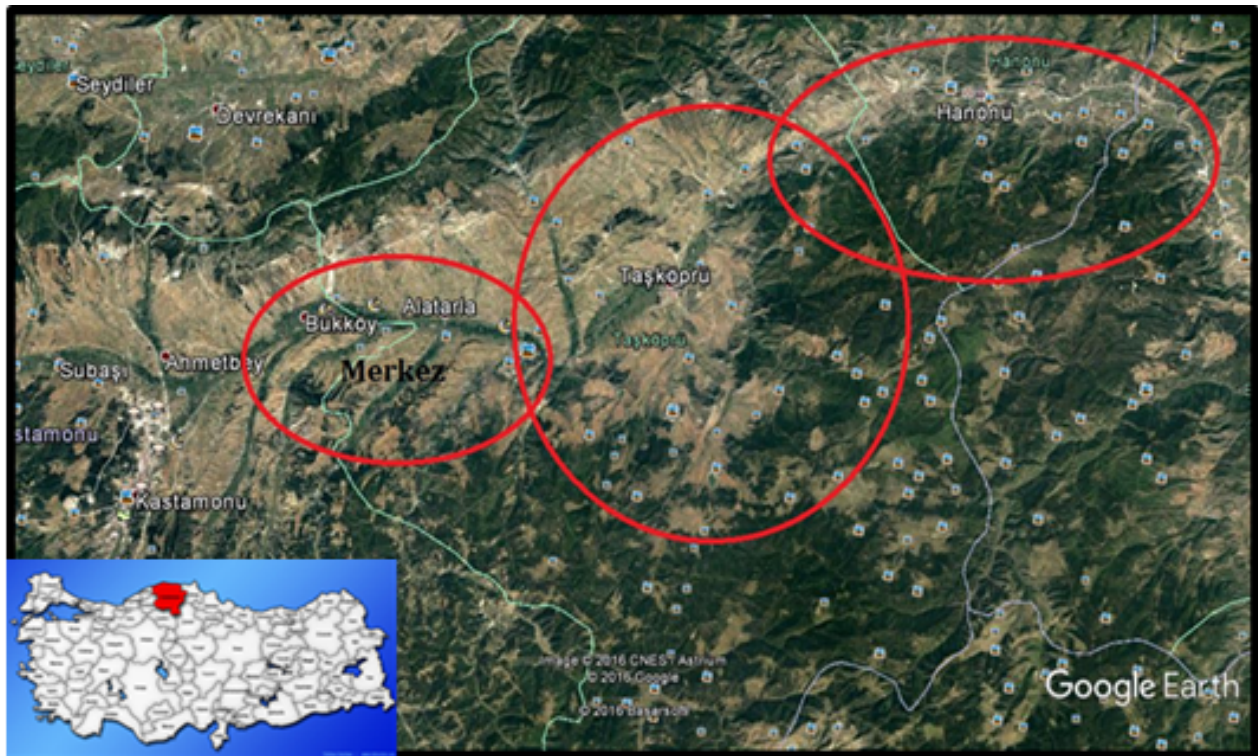
TAŞKÖPRÜ			
Alamaşıklı Village	41° 28' 41.6748" N 34° 7' 38.4888" E	Kızılcaören Village	41° 25' 6.258" N 34° 7' 34.2408" E
Alisaray Village	41° 26' 32.75" N 34° 16' 04.14" E	Centrum Gizlice Village	41° 30' 25.5996" N 34° 12' 48.87" E
Aşağıçayırıcık Village	41° 30' 3.852" N 34° 10' 1.3764" E	Centrum Gökırmak Village	41° 30' 29.49" N 33° 012' 26.46" E
Aşağıçit Village	41° 25' 54.04" N 34° 06' 27.52" E	Centrum Ortaca Village	41° 31' 10.65" N 34° 13' 04.81" E
Alatarla Village	41° 29' 46.7556" N 34° 2' 4.2828" E	Tekev Village	41° 27' 59.8104" N 34° 05' 36.4217" E
Çanşa/Çambaşı Village	41° 29' 25.4424" N 34° 21' 18.2016" E	Tekkeoğlu Village	41° 32' 52.8216" N 34° 6' 37.8612" E
Kışla Village	41° 28' 22.05" N 34° 2' 26.9376" E	Yukarıçayırıcık Village	41° 29' 51.756" N 34° 9' 0.4212" E
HANÖNÜ			
Donalar Village	41° 33' 09.50" N 34° 05' 50.70" E	İncesu Village	41° 35' 17.7004" N 34° 14' 23.5245" E
Erik Village	41° 38' 12.19" N 34° 19' 18.20" E	Karapürçek Village	41° 33' 57.618" N 34° 10' 26.9376" E
Eskiatça Village	41° 31' 58.1628" N 34° 13' 23.8008" E	Kornapa Village	41° 35' 23.9892" N 34° 17' 25.008" E
Hamzaoğlu Village	41° 36' 13.17" N 34° 18' 44.76" E		
CENTRUM			
Abay Village	41° 31' 11.21" N 33° 59' 14.07" E	Aşağıayvalı Village	41° 29' 21.8976" N 33° 57' 52.7184" E
Çavundur Village	41° 28' 20.20" N 33° 58' 58.32" E	Çaycevher Village	41° 29' 42.09" N 34° 03' 24.02" E
Uzunkavak Village	41° 27' 50.976" N 34° 5' 27.4848" E		

## MATERIALS AND METHODS

The study was carried out on garlic growing areas and storages in different localities of Kastamonu (Taşköprü, Hanönü and Centrum), which is located inland of Black Sea, at weekly intervals during 2015–2016 (Table 1, Fig. 1).

The plant samples were collected from April to July of 2015 and 2016. The garlic head (bulb) and garlic leaves were taken from five garlic plants. The storage samples were collected randomly from different levels of bulks during storage periods at weekly intervals from August 2015 to April 2016.

The mites were observed under a stereomicroscope. Eventually all the mite samples were extracted using Berlese funnel. The mites were kept in 70% ethyl alcohol, then were cleared in Lacto-phenol solution and mounted in Hoyer's medium, afterwards dried for 15–20 days in an oven at 50 °C (Henderson 2001). The slides were identified using the Leica DM 2500 microscope, by Jeppson *et al.* (1975), Hughes (1976), Bolland *et al.* (1998), Zhang and Fan (2005), Seeman and Beard (2011) and Denizhan *et al.* (2015). The GPS data of the collection sites are shown in Table (1).



**Figure 1.** Localities of phytophagous mite species collected in garlic cultivation areas and storages of Kastamonu.

## RESULTS

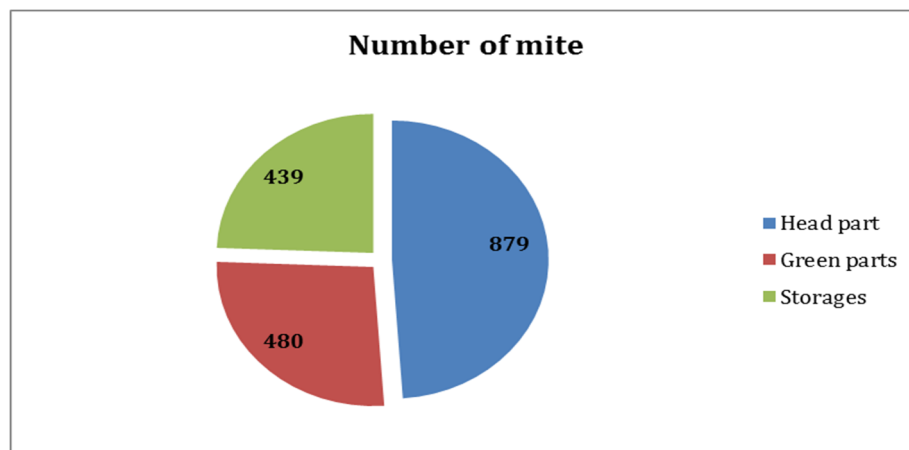
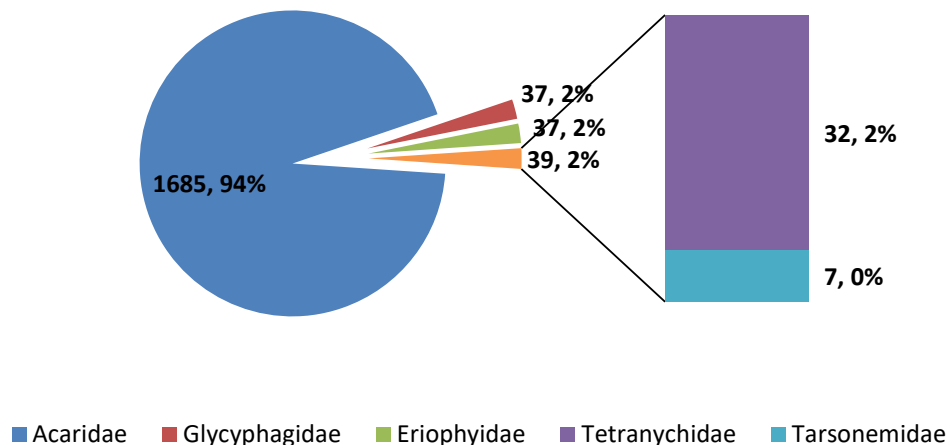
In the study, 931 samples were taken from 57 different localities, including 30 villages from Taşköprü, 14 from Hanönü and 13 from the Centrum. 1798 mites were determined and the rate of mite contamination was reported as 93.13% in plant samples and 96% in storages samples.

In total, 12 harmful mite species belonging to five families and seven genera were identified from head, green parts and storage samples (Table 2). The identified mite families were as: Acaridae, Glycyphagidae, Tetranychidae, Tarsonemidae and Eriophyidae.

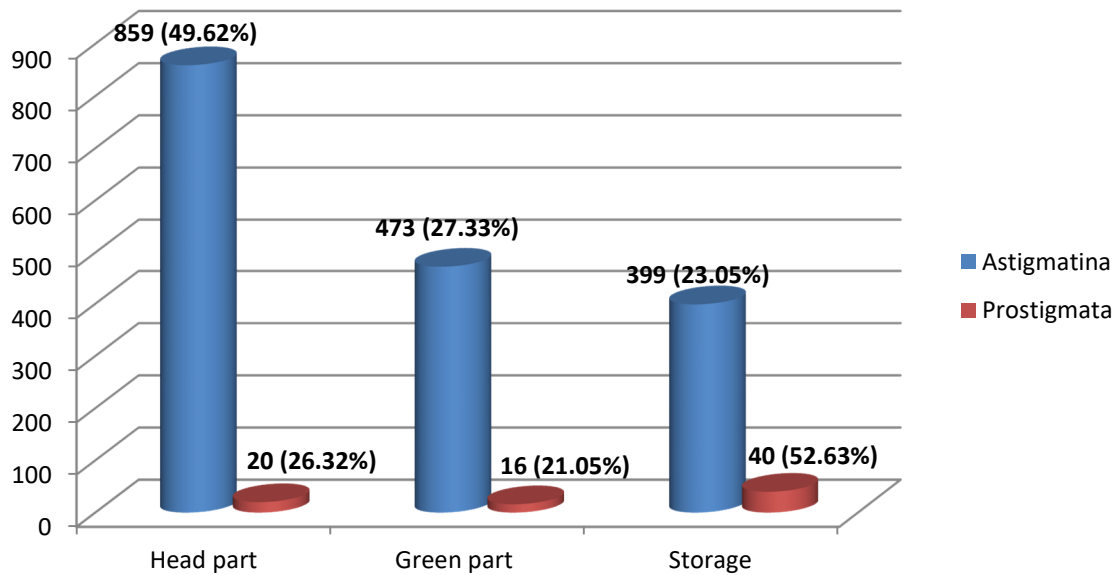
**Table 2.** Plant parasitic mite species collected in garlic cultivation areas and storages of Kastamonu.

Family	Mite Species	Family	Harmfull Mite Species
<b>Acaridae</b>	<i>Tyrophagus putrescentiae</i> (Schrank)	<b>Glycyphagidae</b>	<i>Glycyphagus destructor</i> (Schrank)
	<i>Tyrophagus perniciosus</i> (Zakhvatkin)		<i>Glycyphagus domesticus</i> (De Geer)
	<i>Tyrophagus neiswanderi</i> (Johnstone & Bruce)	<b>Tetranychidae</b>	<i>Tetranychus urticae</i> Koch
	<i>Tyrophagus similis</i> (Volgin)		
	<i>Rhizoglyphus robini</i> (Clarapède)		
<i>Rhizoglyphus echinopus</i> (Fumouze & Robin, 1868)	<b>Eriophyidae</b>	<i>Aceria tulipae</i> (Keifer)	
<i>Acarus immobilis</i> (Griffiths)	<b>Tarsonemidae</b>	<i>Tarsonemus waitei</i> Banks	

The highest number of individuals was determined in the head of garlic field samples. This is followed by green parts and storage samples (Fig. 2).

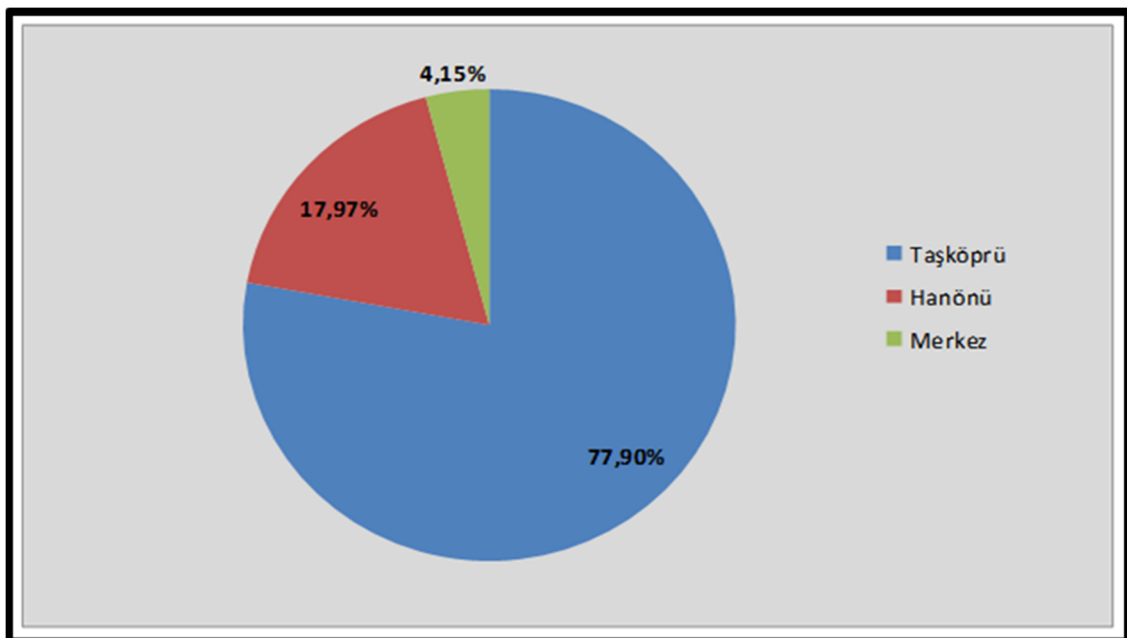
**Figure 2.** Distribution of mite samples according with the plant parts and storage Acaridae was most abundant (94.00%) determined mite group from garlic head samples (See Fig 3).**Figure 3.** Distribution of mites according to the mite families.

Astigmatine species were considered as the most abundant with 90.00% in storage and 77.06% in garlic head specimens and totally 94% were determined intensively of field (Fig. 4).



**Figure 4.** Number of mites collected in garlic cultivation areas (garlic head, garlic leaves) and storage surveys.

The highest percentage of mite specimens were found in Taşköprü (77.90%) and Centrum (4.15%), respectively (Fig. 5).



**Figure 5.** Percentage distribution of mites collected in garlic cultivation areas according to the localities (Merkez = Centrum).

Totally, Acaridae (with seven species), Glycyphagidae (with two species), Tarsonemidae, Tetranychidae and Eriophyidae (each with one species) were found. The most frequent genera was *Tyrophagus* with four species, following by *Rhizoglyphus* (2), *Glycyphagus* (2), *Acarus* (1), *Aceria* (1), *Tetranychus* (1), *Tarsonemus* (1).

*Rhysoglyphus robini* was the most abundant harmful species in Taşköprü, Hanönü and Centrum (67.91, 71.35 and 61.54%), respectively. In the garlic storages, *Tyrophagus putrescentiae* was the most common species (49.56%) (Table 3).

**Table 3.** Density of mite species that were determined in Kastamonu Garlic areas according to the localities.

Group	Family	Mite Species	Distribution of mite samples to the localities (%)			
			Taşköprü	Hanönü	Centrum	Storage
Astigmatina	Acaridae	<i>Rhizoglyphus robini</i>	67.91	71.35	61.54	24.89
		<i>R. echinopus</i>	-	-	-	1.09
		<i>Tyrophagus putrescentiae</i>	17.65	5.26	10.26	49.56
		<i>T. similis</i>	3.83	5.85	25.64	3.49
		<i>T. perniciosus</i>	0.62	7.01	-	1.09
		<i>T. neiswanderi</i>	0.36	-	-	-
		<i>Acarus immobilis</i>	7.66	-	-	6.11
	Glycyphagidae	<i>Glycyphagus destructor</i>	1.07	-	-	1.09
		<i>Glycyphagus domesticus</i>	-	0.59	-	0.44
	Prostigmata	Tetranychidae	<i>Tetranychus urticae</i>	0.53	9.94	-
Eriophyidae		<i>Aceria tulipae</i>	-	-	-	9.17
Tarsonemidae		<i>Tarsonemus waitei</i>	0.36	-	2.56	-
<b>Total</b>			100	100	100	100

**Oribatida**  
**Astigmatina**  
**Acaridae**

***Rhizoglyphus robini* (Claparède), 1869**

Width of dorsal idiosom:  $427.50 \pm 0.98$  (292.46–564.86), length of dorsal idiosoma:  $652.35 \pm 1.18$  (470.83–798.84) (n = 10).

*Specimens examined*

Taşköprü/ Alamaşışli Village, 1.IV.2014 (4♀♀,3♂♂); Taşköprü/ Donalar Village, 05.IV.2014 (3 ♀♀); Taşköprü/ Aşağıçayırçık Village, 24.V.2014 (7 ♀♀, 5 ♂♂); Hanönü/ Eskiatça Village, 7.VI.2014 (2 ♂♂), Taşköprü/ Donalar Village garlic storage (1♀); Taşköprü/ Centrum Ağcıkışı Village, 10.IV.2015 (20 ♀♀, 28 ♂♂); Taşköprü/ Akdoğan Tekke Village garlic storage, 24.IV.2015 (3 ♂♂); Hanönü/ Karapürçek Village garlic storage (2 ♀♀); Centrum/ Yavuç Village, 8.VIII.2018 (9 ♀♀, 5 ♂♂); Centrum/ Uzunkavak Village garlic storage, 10.IX.2015 (15 ♀♀, 25 ♂♂); Centrum/ Çaycevhler Village, 24.V.2016 (3 ♀♀, 3 ♂♂); Taşköprü/ Çanşa Village, 3.VI.2016 (2 ♀♀); Hanönü/ Kornapa Village, 10.VI.2016 (1 ♀♀, 2 ♂♂).

*Comments*

This species has been identified as the most common and harmful species that determine the mite fauna of bulbous flowers in Turkey during 2000 and 2002 (Bayram and Çobanoğlu 2006).

Medeni and Yılmaz (2010) identified it in house dust in Muş-Hasköy. Kılıç *et al.* (2012) reported damage of the species on onion in İzmir-Bayındır, Menemen and Tire. Kumral and Cobanoğlu (2015b) found it on dog grape (Solanaceae) plant in Bursa.

In this study, *R. robini* was found in 33 villages of Taşköprü, Hanönü and Centrum in Kastamonu province.

### ***Rhizoglyphus echinopus* (Fumouze & Robin, 1868)**

Width:  $944.84 \pm 0.33$ , length:  $755.63 \pm 0.21$  (n = 10).

#### *Specimens examined*

Centrum/Uzunkavak Village garlic storage, 10.IX.2015, (1 ♀); Taşköprü/ Akdoğan Village garlic storage, 16.IX.2015 (1 ♀); Centrum/ Uzunkavak Village garlic storage, 10.IX.2015 (1 ♂); Taşköprü/ Alatarla Village garlic storage, 20.X.2015 (1 ♂).

#### *Comments*

*Rhizoglyphus echinopus* was reported for the first time by Çobanoğlu (1996) on wheat and stored sunflower in Edirne. Çobanoğlu and Bayram (1998) found the species in tuberous ornamental plants. In this study, *R. echinopus* has been collected just in the stored garlic heads.

### ***Tyrophagus putrescentiae* Schrank, 1781**

Width:  $239.12 \pm 0.62$  (163.01–362.38), length:  $392.54 \pm 0.86$  (248.16–550.89) (n = 10).

#### *Specimens examined*

Taşköprü/ Centrum garlic storage, 7.V.2014 (5 ♀♀); Taşköprü/ Tekev Village garlic storage, 14.XII.2014 (6 ♀♀, 3 ♂♂); Taşköprü/ Centrum garlic storage, 26.I.2015 (53 ♀♀, 42 ♂♂); Taşköprü/ Ağcıkışı Village (65 ♀♀, 113 ♂♂); Centrum/ Uzunkavak Village garlic storage, 10.IX.2015 (13 ♀♀, 10 ♂♂); Hanönü/ Erik Village, 20.V.2016 (2 ♀♀, 1 ♂); Centrum/ Abay Village, 24.V.2016 (1 ♂).

#### *Comments*

This species, which is called the mildew mite, can be found to a wide range of food, plant and animal materials suitable for environmental conditions and is considered as a cosmopolitan storage pest with economic and health importance. It is a potential vector of parasitic fungi, such as *Aspergillus flavus*, *A. fumigatus*, *A. niger*, *Mucor racemosus* (Fresen) and *Nectria haematococca* (Wollenweber) (Zhang and Fan 2005). It was identified on head and green parts of garlic and storage samples and found intensively in storages.

### ***Tyrophagus perniciosus* Zakhvatkin, 1941**

Width:  $308.83 \pm 7.13$  (225.91–387.34), length:  $505.07 \pm 8.84$  (388.14–616.39) (n = 10).

#### *Specimens examined*

Hanönü/ Donalar Village, 16.IV.2015 (3 ♀♀, 2 ♂♂); Taşköprü/ Aşağıçayırçık Village, 20.IV.2015 (5 ♀♀, 9 ♂♂); Taşköprü/ Yukarıçayırçık Village, 20.IV.2015 (5 ♀♀, 6 ♂♂); Taşköprü/ Kızılcaören Village, 25.IV.2015 (11 ♀♀, 14 ♂♂); Centrum/ Çavundur Village, 01.V.2016 (3 ♀♀, 8 ♂♂).

*Comments*

This mite is in the mold mites group (Zhang and Fan 2005). They are mostly found in stored bodies, organic fertilizers, greenhouses, plant residues and dead arthropods living in soil. This species is an economically important mite for the stored agricultural products (Zhang and Fan 2005). It was found in the head, green parts and storage surveys and determined intensely in land surveys.

***Tyrophagus similis* (Volgin, 1949)**

Width:  $213.59 \pm 15.15$  (170.73–256.44), length:  $403.53 \pm 22.22$  (340.66–466.39) (n = 3).

*Specimens examined*

Taşköprü/ Aşağıçayırıcık Village, 20.IV.2015 (11 ♀♀, 3 ♂♂); Hanönü/ Eskiatça Village, 20.IV.2015 (7 ♀♀, 2 ♂♂); Taşköprü/ Kızılcaören Village, 25.IV.2015 (14 ♀♀, 11 ♂♂); Hanönü/ İncesu Village, 26.IV.2015 (4 ♀♀, 5 ♂♂); Centrum/ Çavundur Village, 01.V.2015 (2 ♀♀, 5 ♂♂); Centrum/ Ayvalı Village, 01.V.2015 (2 ♀♀, 5 ♂♂).

*Comments*

It can damage plants, such as melon, cucumber, pumpkin. This species population decrease in summer because it prefers relatively low temperatures (Kılıç *et al.* 2012). In this study, it was found in the head, green parts and storage surveys and recorded in field surveys frequently (Madanlar and Önder 1996).

***Tyrophagus neiswanderi* Johnston & Bruce, 1965**

Width:  $222.47 \pm 5.26$  (190.60–240.86), length:  $419.01 \pm 10.88$  (289.63–522.20) (n = 3).

*Specimens examined*

Taşköprü/ Centrum Ağcıkışı Village, 03.IV.2015 (1 ♀, 1 ♂); Taşköprü/ Ağcıkışı Village, 9.VII.2015 (1 ♂).

*Comments*

It is a polyphage species. Agricultural lands, barn powders, bean plumules, cucumbers, garlic, kiwi, lilies cabbage, corn, melon, melon seed beds, algae, mushrooms, narcissus bulbs, orchids, pastures, pumpkin are the important hosts of *T. neiswanderi* (Johnston and Bruce 1965). It was determined in Turkey by Kılıç and Toros (2000), Çobanoğlu (2008), Kılıç *et al.* (2012), on spinach (*Spinacia oleracea* L.) by Kırışık *et al.* (2018). This species was found on head and green parts samples in Taşköprü.

***Acarus immobilis* Griffiths, 1964**

Width:  $266.25 \pm 0.30$  (221.91–317.42), length:  $460.85 \pm 0.38$  (393.87–520.35) (n = 10).

*Specimens examined*

Taşköprü/ Centrum garlic storage, 7.VI.2014 (4 ♀♀, 4 ♂♂); Taşköprü/ Ağcıkışı Village, 10.IV.2015 (42 ♀♀, 23 ♂♂); Taşköprü Donalar Village garlic storage, 11.VII.2015 (4 ♀♀, 5 ♂♂).

*Comments*

*Acarus immobilis* was reported by Çobanoğlu (1996) on wheat in Edirne. The damage of this mite was also identified on kashar cheese by Çobanoğlu and Toros (1988). This mite is a

polyphagous species, which is known as flour-cereal mite. Its hosts are flour, seed, onion, garlic, pet food, oilseed, harvested grain, hay, grass, soils, medicinal plants, cheese, abandoned beehives, deep poultry (Solomon 1962; Solarz *et al.* 1997; Mason 2004; Webster *et al.* 2004). In this study, it was found on head, green parts and storage of garlic cultivation areas in six villages of Taşköprü.

### **Glycyphagidae**

#### ***Glycyphagus domesticus* (De Geer, 1778)**

Width:  $260.82 \pm 0.45$  (202.20–350.10), length:  $395.44 \pm 0.45$  (321.48–456.32) (n = 10).

#### *Specimens examined*

Taşköprü/ Ağcıkışı Village garlic storage. 26.I.2015 (2 ♀♀, 2 ♂♂); Hanönü/İncesu Village. 26.IV.2015 (1 ♂).

#### *Comments*

This mite is called furniture mite, cereal mite or household mite (Goracci *et al.* 1985). This species was reported in Bursa (Güleğen *et al.* 2005), on storage products in Edirne (Çobanoğlu 1996), as house dust mite in Bitlis and Muş (Medeni *et al.* 2013) and Kutahya (Akdemir and Gürdal 2005).

#### ***Glycyphagus destructor* (Schrank, 1781)**

Width:  $260.82 \pm 0.45$  (202.20–350.10), length:  $395.44 \pm 0.45$  (456.32–321.48) (n = 10).

#### *Specimens examined*

Taşköprü/ Ağcıkışı Village. 10.IV.2015 (6 ♀♀, 6 ♂♂); Taşköprü/ Yeniköy Village garlic storage. 20.VII.2015 (1 ♀); Taşköprü/ Yazıhamit Village garlic storage, 07.XII.2015 (9 ♀♀, 5 ♂♂).

#### *Comments*

This species was determined on stored flour and wheat in Izmir by Çobanoğlu (1996); in wheat silos in Erzurum by Gültekin and Özkan (1999); in the flour factories in Bursa by Çoşkun *et al.* (2005); on stored wheat in Kahramanmaraş and Adıyaman by Işıkber *et al.* (2005).

### **Prostigmata Tetranychidae**

#### ***Tetranychus urticae* Koch, 1836**

#### *Species examined*

Hanönü/ Eskiatça Village. 28.VI.2015 (8 ♀♀, 8 ♂♂); Taşköprü/ Centrum garlic storage. 21.VII.2015 (1 ♀, 3 ♂♂); Taşköprü/ Çit Village. 25.VII.2015 (4 ♀♀, 1 ♂♂).

#### *Comments*

It was recorded previously in Turkey by Yoldaş *et al.* (1990), Öncüer *et al.* (1992), Erdoğan (2006), Yanar & Üstünol (2009); Can & Çobanoğlu (2010). In this study, it was determined on head, green parts and garlic storage samples.

## Eriophyidae

### *Aceria tulipae* (Keifer, 1938)

#### *Specimens examined*

Taşköprü/ Tekev-Karşı Village garlic storage. 8.VII.2015 (2 ♀♀, 2 ♂♂); Taşköprü/ Akdoğan Tekke Village garlic storage. 30.VIII.2015 (5 ♀♀, 1 ♂); Hanönü/ Kornapa Village. 28.IV.2016 (1 ♀, 1 ♂); Taşköprü/Alisaray Village. 28.IV.2016 (1 ♀).

#### *Comments*

Members of *A. tulipae* feed on young leaves and are found in layers of tulips, onions and garlic bulbs. As a result of their feeding on knitting, twisting, curling green parts and leaves of the plants, they damage and dry the leaf texture (Debnath and Karmakar 2013). This species carries the wheat streak mosaic virus (WSMV) and garlic mosaic virus especially in garlic and onions which cause significant yield losses in the economic sense (Denizhan 2012). Denizhan (2012) reported this mite feeding on the leaves of garlic. This species was found in nine garlic storages of Taşköprü and Hanönü in this study.

## Tarsonemidae

### *Tarsonemus waitei* Banks, 1912

Width:  $140.82 \pm 5.06$  (126.50–155.13), length:  $262.84 \pm 2.06$  (257.00–268.67) (n = 10).

#### *Specimens examined*

Taşköprü/Akdoğan Village garlic storage. 23.VIII.2015 (1♀1♂).

#### *Comments*

This mite was determined first on the leaf spills of *Pyracantha coccinea* (Roem.) in Edirne by Çobanoğlu (1995). This species was reported in Ankara, Bursa and Yalova on dog grape plant (Kumral and Çobanoğlu 2015b), on eggplant in Ankara, Bursa and Yalova (Kumral and Çobanoğlu 2015a). In this study, *T. waitei* was found in the samples that were taken from a garlic storage in Taşköprü of Kastamonu.

## DISCUSSION AND CONCLUSION

Within the scope of the study, the harmful mite fauna was determined for the first time in garlic in Turkey with their abundances and distributions. The densities of harmful mite populations in garlic have been determined for the first time.

*Rhizoglyphus robini* was considered as the most abundant and predominant species in the garlic cultivation areas.

In accordance with the scientific studies carried out in bulbous plants in the world, the most important harmful species in the land and storages of garlic plant are determined as *Rhizoglyphus* and *Tyrophagus* (Ho and Chen 1987; Díaz *et al.* 2000; Straub 2004).

Some mite species that are harmful on garlic are vectors, especially carrying some virus diseases. The basic data on fighting against virus diseases have been obtained with the identification of mite species that are likely the vectors in our study. In this study, *Aceria tulipae* was determined as the important harmful species on the garlic parts, especially head and leaf. Since *A. tulipae* is the vector of viruses that cause important plant diseases, this issue is of particular importance and further studies are needed on this subject (Pokharel and Larsen 2007; Lommen *et al.* 2012).

In our study, *Tyrophagus* spp., especially *T. neiswanderi*, were determined frequently on green parts of garlic.

It is very important to study garlic mite problems, especially considering the importance of garlic for health and exporting values. For protecting natural enemies and sustainable growth, it is important to train farmers to use less chemicals in fields.

The richness of biodiversity of garlic growing areas depends on the natural enemies or beneficial mite fauna, then the phthoragous mite species.

### ACKNOWLEDGEMENTS

The authors wish to thank Funding for this study through grants by the Turkish Council of Research (TUBITAK TOVAG grant no: 114O416).

### REFERENCES

- Akdemir, C. & Gürdal, H. (2005) House dust mite in Kutahya, Turkey. *Türkiye Parazitoloji Dergisi*, 29(2): 110–115 (In Turkish).
- Alford, D.V. (1994) *A colour atlas of pests of ornamental trees, shrubs and flowers*. Wolfe Publishing Ltd., London, UK, 448 pp.
- Anonymous (2018) *Plant Production Statistics, 2012*. Available from: <http://www.tuik.gov.tr/PreHaberBultenleri.do?id=13661> (Accessed on 11.01.2019)
- Bayram, Ş. & Çobanoğlu, S. (2005) Mesostigmata (Acari) of bulbous ornamental plants in Turkey. *Acarologia*, 45(4): 257–265.
- Bayram, Ş. & Çobanoğlu, S. (2006) Mite fauna (Acari: Prostigmata, Mesostigmata, Astigmata) of coniferous plants in Turkey. *Abstract book of the 12th International Congress of Acarology*, 21–26 August 2006, Amsterdam, The Netherlands, pp. 279–290.
- Bolland, H. R., Gutierrez, J. & Flechtmann, C.H.W. (1998) *World catalogue of the spider mite family (Acari: Tetranychidae)*. Brill Academic Publishers, Leiden, The Netherlands, 392 pp.
- Can, M. & Çobanoğlu, S. (2010) Kumluca (Antalya) ilçesinde sebze üretimi yapılan seralarda bulunan Akar (Acari) türlerinin tanımı ve konukçuları üzerinde çalışmalar. *Akdeniz Üniversitesi Ziraat Fakültesi Dergisi*, 23(2): 87–92.
- Chen, J.S. & Lo, K.C. (1989) Susceptibility of two bulb mites, *Rhizoglyphus robini* and *Rhizoglyphus setosus* (Acarina: Acaridae), to some acaricides and insecticides. *Experimental and Applied Acarology*, 6: 55–66.
- Çobanoğlu, S. (1995) Some new Tarsonemidae (Acarina: Prostigmata) for Turkish Acarofauna. *Turkish Journal of Entomology*, 19(2): 87–94.
- Çobanoğlu, S. (1996) *Typhloctonus* Muma, 1961 (Acarina: Phytoseiidae) species, from thrace of Turkey. *Doğa, Türk Tarım ve Ormancılık Dergisi*, 20: 353–357.
- Çobanoğlu, S. (2008) Mites (Acari) associated with stored apricots in Malatya, Elazığ and İzmir provinces of Turkey. *Turkish Journal of Entomology*, 32(1): 3–21.
- Çobanoğlu, S. & Bayram, Ş. (1998) Mites (Acari) and flies (Insecta: Diptera) from natural edible mushrooms (Morchella: Ascomycetes) in Ankara, Turkey. *Bulletin & Annales de la Societe Royale Belge d'Entomologie*, 134(3): 187–198.
- Çobanoğlu, S. & Toros, S. (1988) “Kaşar peynirlerinde zararlı akarlar”. *Gıda Dergisi*, 13: 409–415.
- Çoşkun, N.S., Genç, K.S. & Kumral, N.A. (2005) Bursa İlinde İncir Bahçelerinde Görülen Zararlı ve Yararlı Türlerin Saptanması. *Journal of Faculty of Agriculture, OMU*, 20(2): 24–30.
- Debnath, P. & Karmakar, K. (2013) Garlic mite, *Aceria tulipae* (Keifer) (Acari: Eriophyoidea) – a threat for garlic in West Bengal, India. *International Journal of Acarology*, 39(2): 89–96.

- Denizhan, E. (2012) Türkiye eriophyoid faunası için yeni bir kayıt: *Aceria tulipae* (Keifer, 1938) (Acarina: Eriophyoidea). *Bitki Koruma Bülteni*, 52(1): 119–122.
- Denizhan, E., Monfreda, R., De Lillo, E. & Çobanoğlu, S. (2015) Eriophyoid mite fauna (Acari: Trombidiformes: Eriophyoidea) of Turkey: new species, new distribution reports and an updated catalogue. *Zootaxa*, 3991(1): 1–63.
- Díaz, A., Okabe, K., Eckenrode, C.J., Villani, M.G. & Oconnor, B.M. (2000) Biology, ecology, and management of the bulb mites of the genus *Rhizoglyphus* (Acari: Acaridae). *Experimental and Applied Acarology*, 24(2): 85–113.
- Erdoğan, P. (2006) Sebze ve yem bitkilerinde görülen zararlılar ve mücadele yöntemleri. *Tarla Bitkileri Centrum Araştırma Enstitüsü Dergisi*, 15(1–2): 1–10.
- Goracci, E., Lazzeri S, Zuccherelli, D, Rossetti, M. & Poggianti, AM. (1985) Acari of food storage facilities: An ecologic and immuno-allergic study. *Quad Sclavo Diagn*, 21(4): 436–46 (In Italian).
- Griffiths, D.A., Atyeo, W.T., Norton, R.A. & Lynch, C.A. (1990) The idiosomal chaetotaxy of astigmatid mites. *Journal of Zoology*, 220: 1–32.
- Gülegen, E, Girisgin, O., Kutukoglu, F., Girisgin, A.O. & Coskun, SZ. (2005) Mite species found in house dust in houses in Bursa. *Türkiye Parazitoloji Dergisi*, 29(3): 185–187.
- Gültekin, N. & Özkan, M. (1999) Erzurum il Centruminde depolanan ürünlerde saptanan akarlar üzerine araştırmalar. *Turkish Journal of Entomology*, 23(4): 289–303.
- Hatzinikolis, E.N. & Emmanouel, N.G. (1991) A revision of the genus *Bryobia* in Greece (Acari: Tetranychidae). *Entomologia Hellenica*, 9: 21–34.
- Henderson, R.C. (2001) Technique for positional slide-mounting of Acari. *Systematic and Applied Acarology Special Publications*, 7(1): 1–4.
- Ho, C.C. & Chen, J. S. (1987) A new record of bulb mite, *Rhizoglyphus setosus* Manson (Acarina: Acaridae), from Taiwan. *Journal of Agricultural Research*, 36: 237–238.
- Hughes, A.M. (1976) *The mites of stored food and houses*. 2nd edition. Technical Bulletin, Ministry of Agriculture, Fisheries and Food, London, 400 pp.
- Işıkber, A.A., Özdamar, H.Ü. & Karacı, A. (2005) Kahramanmaraş ve Adıyaman İllerinde Depolanmış Buğdaylar Üzerinde Rastlanan Böcek Türleri ve Bulaşma Oranları. *KSÜ Fen ve Mühendislik Dergisi*, 8(1): 107–113.
- Jeppson, L.R., Keifer, H.H. & Baker, E.W. (1975) *Mites injurious to economic plants*. University of California Press, USA, 528 pp.
- Johnston, D.E. & Bruce, W. (1965) *Tyrophagus neiswanderi*: a new acarid mite of agricultural importance. Ohio Agricultural Research and Development Center, Wooster, Ohio, Research Bulletin, No. 977, pp. 1–17.
- Khanjani, M., Kamali, K. & Mosaddegh, M.S. (2000) The Acari fauna of Astigmata of legumes in Hamadan, Iran. *The Journal of Agricultural Science*, 9(4): 27–41.
- Kılıç, T. (2010) İzmir İlinde Taze Soğanda Bulunan Böcek ve Akar Türlerinin Belirlenmesi, Önemli Olan Zararlı Türün Populasyon Değişiminin İzlenmesi. *Ege Üniversitesi, Fen Bilimleri Enstitüsü (Basılmamış Doktora Tezi)*, 130 pp.
- Kılıç, N. & Toros, S. (2000) *Tekirdağ ili ve çevresinde depolanan ürünlerde akarlar, yoğunlukları ve konukçuları ile önemli görülen türün biyolojisi üzerinde araştırmalar*. Ph. D. Thesis, Ankara University, Turkey, 180 pp.
- Kılıç, T., Çobanoğlu, S., Yoldaş, Z. & Madanlar, N. (2012) İzmir ilinde taze soğan tarlalarında bulunan akar (Acari) türleri. *Turkish Journal of Entomology*, 36(3): 401–411.
- Kırışik, M., Topuz, E., & Çobanoğlu, S. (2018) *Tyrophagus neiswanderi* (Acari: Acaridae) as a pest of greenhouse spinach in Antalya, Turkey. *Journal of Agricultural Sciences*, 24(4): 517–522.
- Kumral, N.A. & Çobanoğlu, S. (2015a) The potential of the nightshade plants (Solanaceae) as reservoir plants for pest and predatory mites. *Turkish Journal of Entomology*, 39(1): 91–108.
- Kumral, N.A. & Çobanoğlu, S. (2015b) A reservoir weed for mites: *Datura stramonium* L.

- (Solanaceae) in the vicinity of cultivated solanaceous plants in Turkey. *International Journal of Acarology*, 41(7): 563–573.
- Lommen, S.T.E., Conijn, C.G.M., Lemmers, M.E.C., Pham, K.T.K. & Kock., M.J.D. (2012) Mites as vector of Tulip Virus X in stored tulip bulbs. *In: Athanassiou, C.G., Kavallieratos, N.G. & Weintraub, P.G. (Eds.), Integrated protection of stored products. IOBC-WPRS Bulletin*, 81: 57–67.
- Madanlar, N. & Önder, F. (1996) Mites associated with cultivated mushrooms in Turkey. *XX International Congress of Entomology, 25–31 August 1996, Firenze, Italy*.
- Mason, L.J. (2004) Grain mite *Acarus siro* (L.). *Grain Insect Fact Sheet E-222-W. Department of Entomology, Purdue University*. Available from: <https://extension.entm.purdue.edu/publications/E-222/E-222.html> (Accessed on 14.01.2019).
- Medeni, A., Erman, Ö.K., Doğan, S. & Ayyıldız, N. (2013) Bitlis ve Muş illeri ev tozu akarları. *Türkiye Entomoloji Bülteni*, 3(3): 169–177.
- Medeni, A. & Yilmaz, H. (2010) Distribution of house dust mites in Hasköy town, Muş. *Türkiye Parazitoloji Dergisi*, 34(4): 160–163.
- Migeon, A. & Dorkeld, F. (2006) *Spider Mites Web: a comprehensive database for the Tetranychidae*. Available from: <http://www.montpellier.inra.fr/CBGP/spmweb> (Accessed on 14.01.2019).
- Öncüer, C., Karsavuran, Y., Yoldaş, Z. & Durmuşoğlu, E. (1992) Sanayi domateslerinde görülen zararlılar, yayılış ve bulaşma oranları üzerinde araştırmalar. *Türkiye Entomoloji Kongresi, Entomoloji Derneği Yayınları*, 5: 705–713.
- Pokharel, R.R. & Larsen, H.J. (2007) The importance and management of phytoparasitic nematodes in western Colorado fruit orchards. *Journal of Nematology*, 39: 96.
- Seeman, O.D. & Beard, J.J. (2011) A new species of *Aegyptobia* (Acari: Tenuipalpidae) from Myrtaceae in Australia. *Systematic and Applied Acarology*, 16: 73–89.
- Solarz, K., Szilman, P. & Szilman, E. (1997) Preliminary study on the occurrence and species composition of astigmatic mites (Acari: Astigmata) in samples of dust, debris and residues from farming environments in Poland. *Annals of Agricultural and Environmental Medicine*, 4: 249–252.
- Solomon, M.E. (1962) Ecology of the flour mite, *Acarus siro* L. (= *Tyroglyphus farinae* DeG.). *Annals of Applied Biology*, 50(1): 178–184.
- Straub, R.W. (2004) *Onion arthropod pest management*. Available from: <http://ipmworld.umn.edu/chapters/straub.htm> (Accessed on 15.01.2019).
- Webster, L.M.I., Thomas, R.H. & McCormack, G.P. (2004) Molecular systematics of *Acarus siro* s. lat., a complex of stored food pests. *Molecular Phylogenetics and Evolution*, 32: 817–822.
- Yanar, D. & Üstünel, N. (2009) Bazı domates çeşitlerinin Domates pas akarı ve İkinoktalı kırmızı örümceğe reaksiyonlarının belirlenmesi, 43. Türkiye III. *Bitki Koruma Kongresi, 15–18 July 2004, Van, Turkey*, pp. 13–16.
- Yoldaş, Z., Öncüer, C., & Karsavuran, Y. (1990) Ege ve Marmara bölgeleri sanayi domatesi yetiştirme alanlarında saptanan doğal düşmanlar, Türkiye II. *Biyolojik Mücadele Kongresi, 26–29 September 1990, Ankara, Turkey*, pp. 189–196.
- Zhang, Z.-Q. & Fan, Q.-H. (2005) *Revision of Tyrophagus Oudemans (Acari: Acaridae) of New Zealand and Australia*. Landcare Research Contract Report, LC0405/149, New Zealand Ltd., Auckland, New Zealand, 291 pp.

**COPYRIGHT**

Cilbircioğlu and Çobanoğlu. Persian Journal of Acarology is under a free license. This open-access article is distributed under the terms of the Creative Commons-BY-NC-ND which permits unrestricted non-commercial use, distribution, and reproduction in any medium, provided the original author and source are credited.

## گونه‌های کنه‌های گیاهخوار مناطق کشت و انبارهای سیر (*Allium sativum* L.) کاستامونو،

### ترکیه

#### سیهان سیلبیرسیوغلو<sup>۱\*</sup> و سلطان چوبانوغلو<sup>۲</sup>

۱. دانشگاه کاستامونو، دانشکده وکیشنال تاشکوپرو، گروه کشاورزی ارگانیک، کاستامونو، ترکیه، رایانامه: [cihancilbirci@hotmail.com](mailto:cihancilbirci@hotmail.com)

۲. دانشگاه آنکارا، دانشکده کشاورزی، گروه گیاهپزشکی، آنکارا، ترکیه؛ رایانامه: [cobansultan@gmail.com](mailto:cobansultan@gmail.com)

\* نویسنده مسئول

#### چکیده

ترکیه رقم مشخصی از سیر (*Allium sativum* L.) به نام «تاشکوپرو» دارد که افزون بر اینکه از گیاهان مهم کشاورزی است به ویژه به شرایط اقلیمی بسیار سخت مقاوم است. این بررسی برای تعیین کنه‌های زیان‌آور مزارع و انبارهای سیر در طی سال‌های ۲۰۱۵-۲۰۱۶ انجام شد. نمونه‌ها از کاستامونو (تاشکوپرو، هانونو و ستروم) با فاصله یک هفته بین ماه‌های آوریل تا آگوست جمع‌آوری شدند. دوازده گونه کنه متعلق به دو راسته (پیش‌استیگمایان و اریبیتیدها [Astigmatina]) شناسایی شدند؛ گونه‌های شناسایی شده به پنج خانواده شامل Acaridae (هفت گونه)، Glycyphagidae (دو گونه)، Tetranychidae (یک گونه)، Tarsonemidae (یک گونه) و Eriophyidae (یک گونه) تعلق داشتند. نتایج نشان داد که کاستامونو تنوع زیستی زیاد به ویژه در مناطق رویش و انبارهای سیر دارد. گونه *Rhyoglyphus robini* Clarapède (Acaridae) فراوان‌ترین و معمول‌ترین گونه با فراوانی ۷۱/۳۵ درصد در هانونو تشخیص داده شد در حالی که گونه *Tyrophagus putrescentia* (Schrank) (Acaridae) پر جمعیت‌ترین گونه بود.

**واژگان کلیدی:** زیررده کنه‌ها؛ بی‌استیگمایان؛ کاستامونو؛ پیش‌استیگمایان؛ *Rhizoglyphus*؛ انباری؛ سیر؛ ترکیه.

**اطلاعات مقاله:** تاریخ دریافت: ۱۳۹۷/۱۱/۳۰، تاریخ پذیرش: ۱۳۹۸/۲/۳۰، تاریخ چاپ: ۱۳۹۸/۴/۲۴